

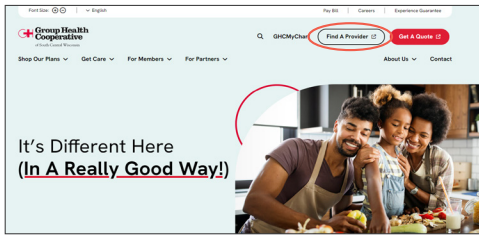
# WELCOME TO GHC-SCW

## Your Guide to the PPO Network

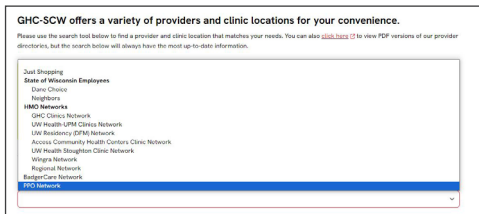


You will need to verify whether your current provider is a part of the PPO network using the **PPO Provider Portal**. Below is a guide to help you through each step of the process.

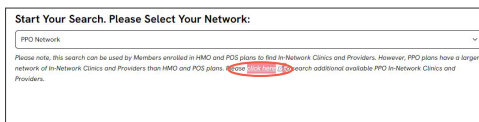
1. Visit [ghcscw.com](http://ghcscw.com) and click on the "Find a Provider" button in the top-right corner of our website.



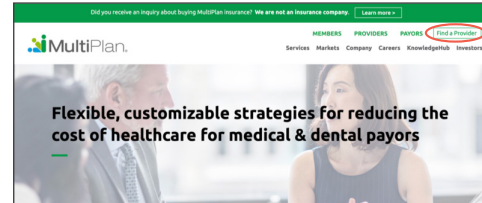
2. Use the "Start Your Search. Please Select Your Network:" drop-down menu to find and select PPO Network.



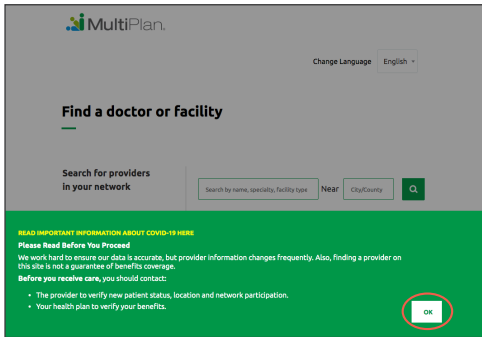
3. You will see a "Please Note" message that will appear below the search box since the search will not include all PPO Providers. In the message, select the red "click here" link to be taken to the MultiPlan provider search.



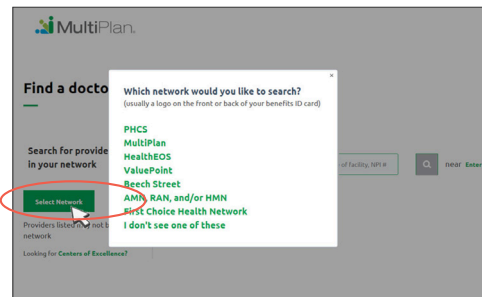
4. To skip steps 1 through 3, visit [www.multiplan.com](http://www.multiplan.com) and click on "Find a Provider."



5. Before beginning your search, you must acknowledge that you have read the notice at the bottom of the screen.



6. Select your PPO Network and click, "Continue." Select the network name. Based on your selection you may be prompted to answer additional questions. Once you've made your selection, follow the prompts on the next few screens.



- You can find your PPO Network listed on the front of your member ID card.



GHC-SCW members who reside in the state of Wisconsin should select the HealthEOS Network.

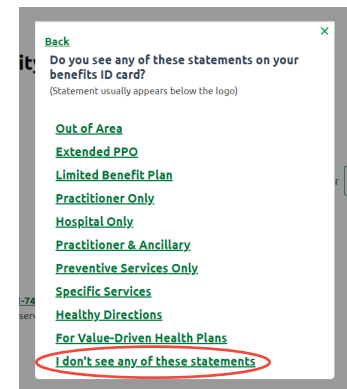


GHC-SCW members who reside in the state of Wisconsin and will be traveling outside of the state should select the PHCS Network to find a list of in-network providers.



GHC-SCW members who reside outside the state of Wisconsin should select the PHCS Network.

7. Select "I don't see any of these statements" if asked "Do you see any of these statements on your Benefits ID card?"



# BETTER TOGETHER<sup>SM</sup>

Group Health Cooperative of South Central Wisconsin (GHC-SCW)  
MK-18-77-3(9.23)FL

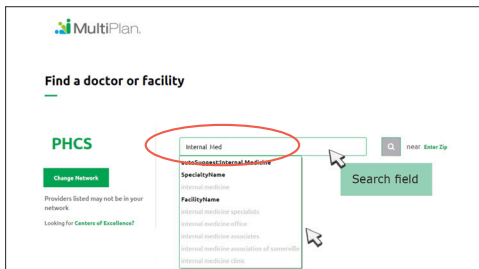


of South Central Wisconsin

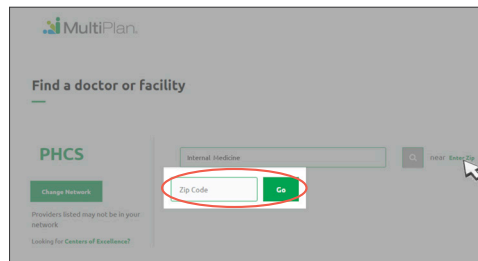
[ghcscw.com](http://ghcscw.com)

# YOUR GUIDE TO THE PPO NETWORK

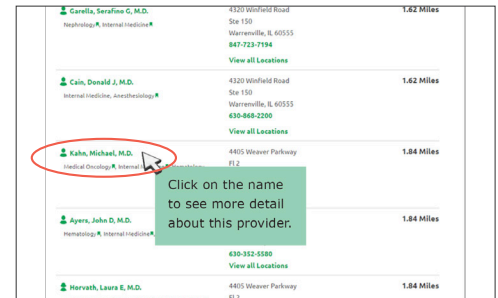
8. If asked, select where the logo is on your member ID card.
9. Refine your search by entering a provider specialty, provider name, facility name, type of facility or National Provider Identifier (NPI) number.



10. Set your location by clicking on the magnifying glass or by entering the zip code of the area you want to search. By default, the search pulls results within 20 miles of the zip code you enter.



11. Acknowledge reading another notice. After you click "OK," your search results will appear. To narrow your results, apply filters including gender, languages spoken, hospital affiliation, whether the provider is accepting new patients, and wait time for appointments.



If your provider is not listed or if you have additional questions regarding the provider networks, contact PHCS at (800) 922-4362 or HealthEOS at (800) 279-9776 to verify further or nominate the provider.

## → Prior Authorization

Check your Benefits Summary and Member Certificate to see if you need prior authorization for upcoming services.

## → Questions?

For questions about what is covered under your PPO Plan insurance benefit or where to go for care, call:

GHC-SCW Member Services  
(608) 828-4853

Or Toll-Free at  
1-(800) 605-4327

# BETTER TOGETHER<sup>SM</sup>

 **Group Health Cooperative**

of South Central Wisconsin